


First 5 Lake REVISED Evaluation Status Report 2015-16



Ferron & Associates
October 26, 2016

First 5 Lake Evaluation Status Report 2015–16

- ▶ Purpose of Annual Report
 - Satisfies requirements for reporting on how funds were allocated in fiscal year 2015-2016
 - Provides information on local efforts to strengthen families and communities
 - ▶ Includes Online Report & Local Annual Report
- 

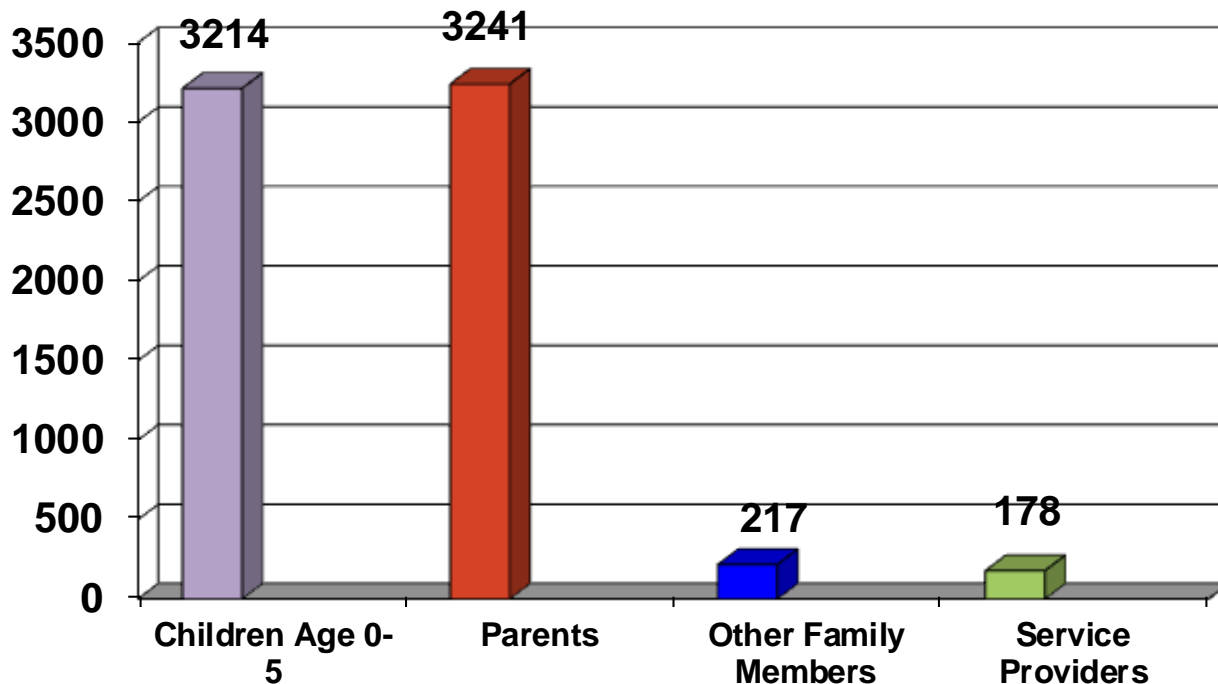
Evaluation Status Report: 2015–16

- Overview
 - Individuals Served
 - Programs receiving funding
- Progress By Result Area
- Overall Achievements



Total Individuals Served: 2015-16

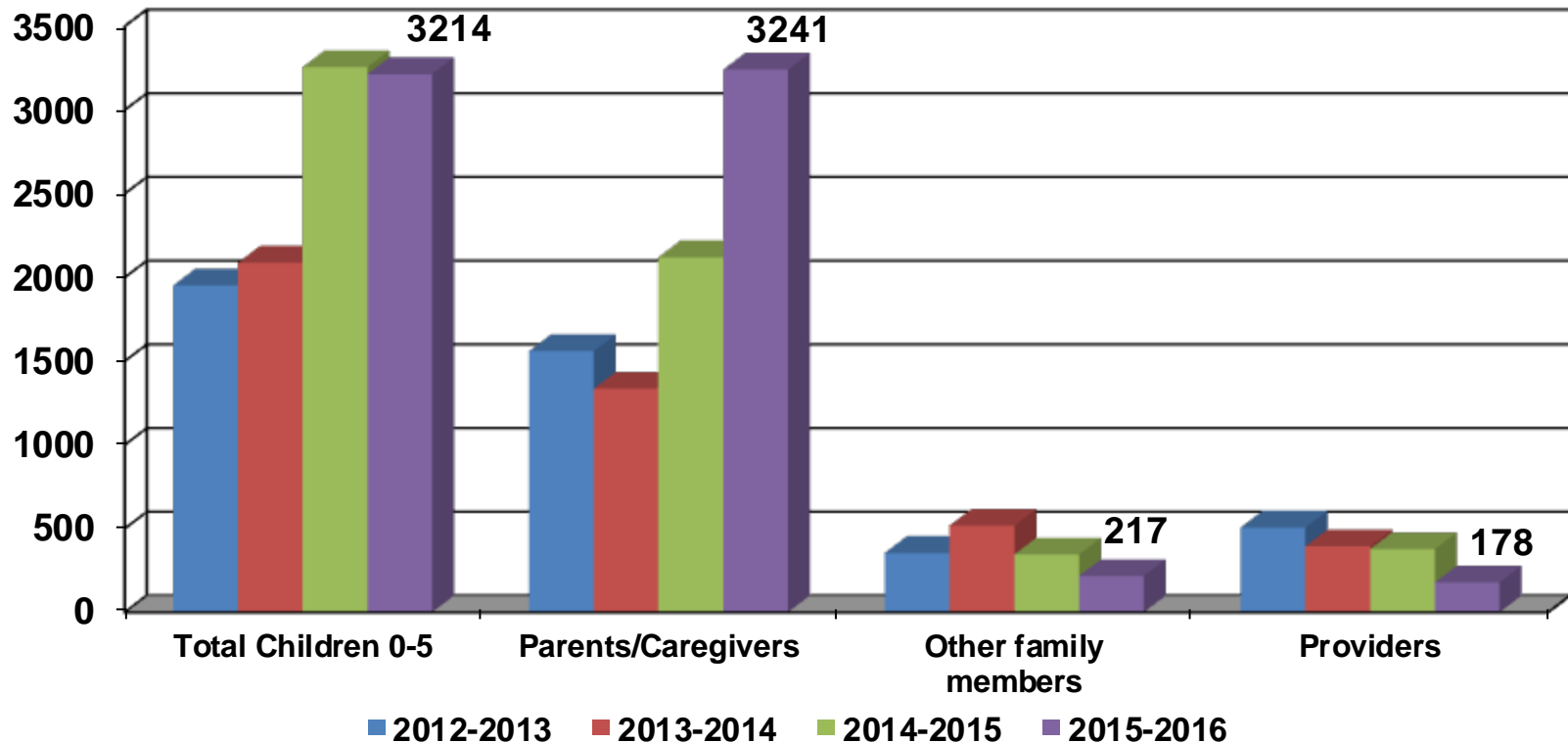
A total of 6,850 individuals were served by First 5 Lake funded programs.



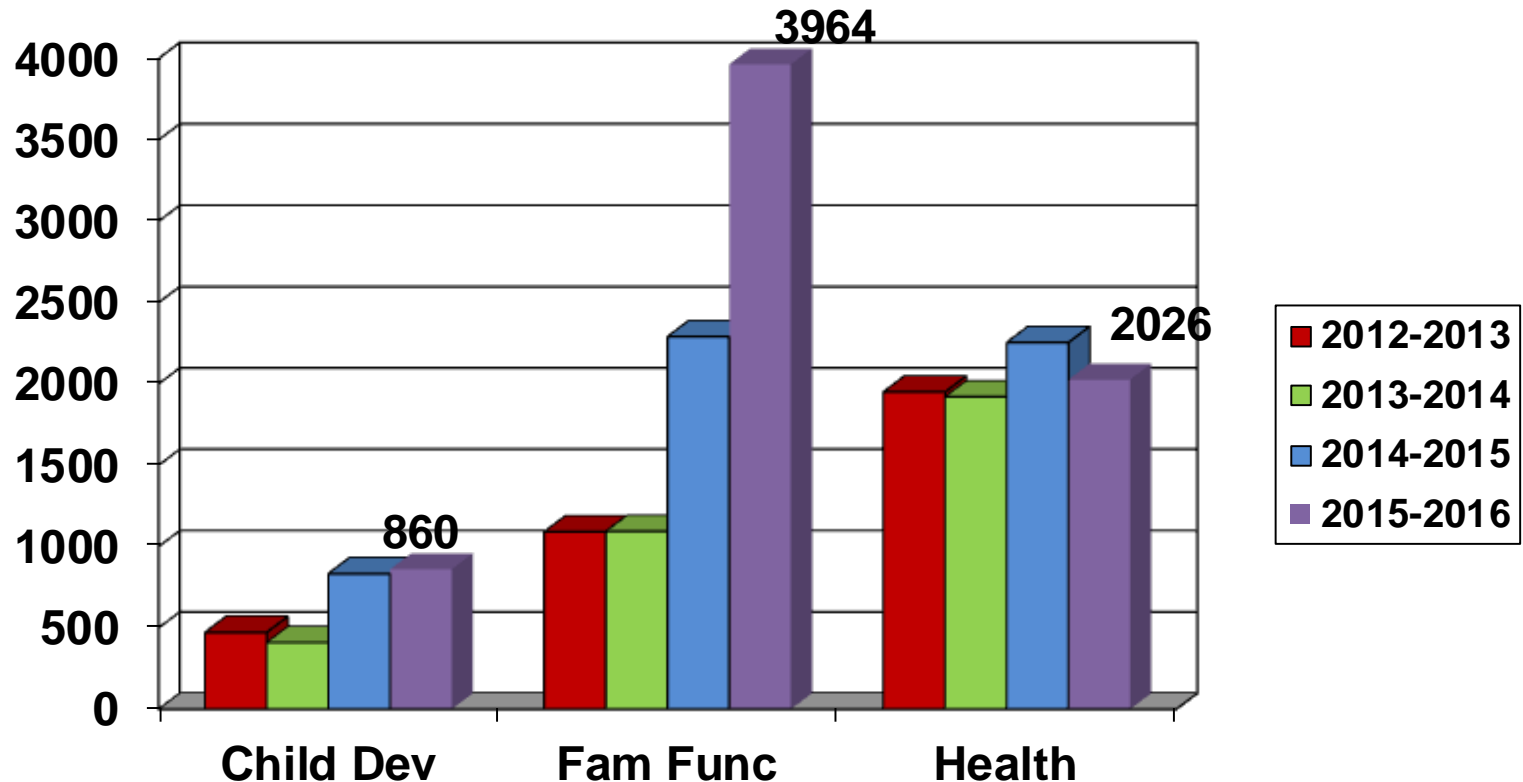
Includes those served through mini-grants under \$10,000 as well as major grants.

Total Individuals Served: 2015-2016

Increase in numbers of parents of children age 0-5 served came mainly from Imagination Library and AmeriCorps.

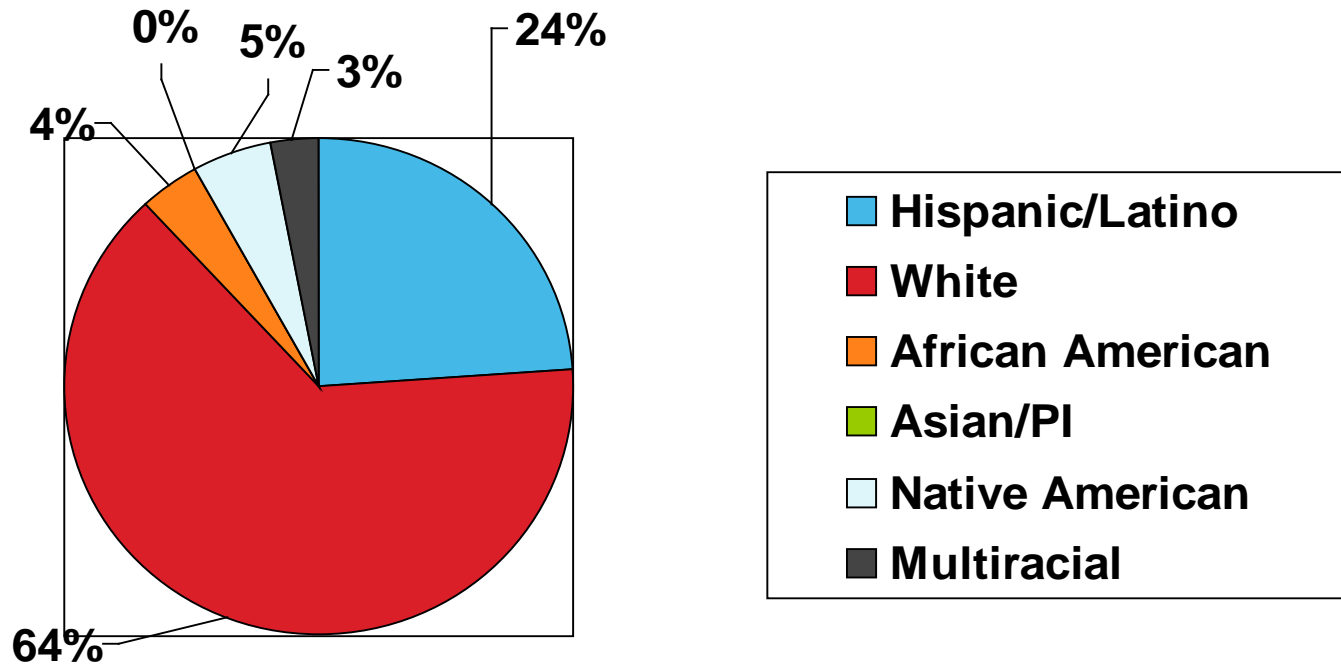


Children Age 0–5 and Parents Served By Result Area: 2015–2016



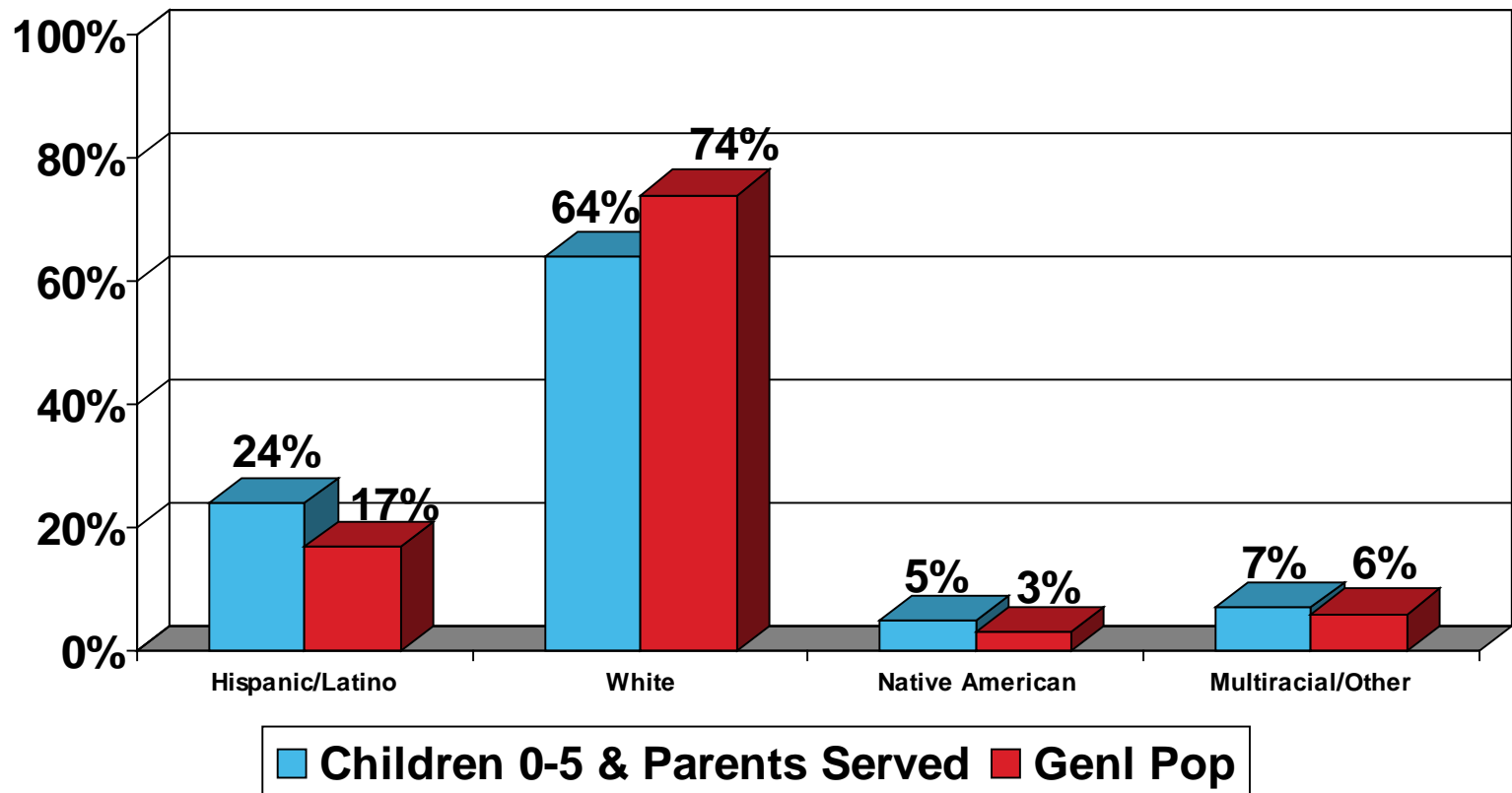
Note: Numbers Directly Served by Result Area adjusted based on First 5 Association advice starting 2012-2013.

Ethnicity of Children 0–5 and Parents Served: 2015–16



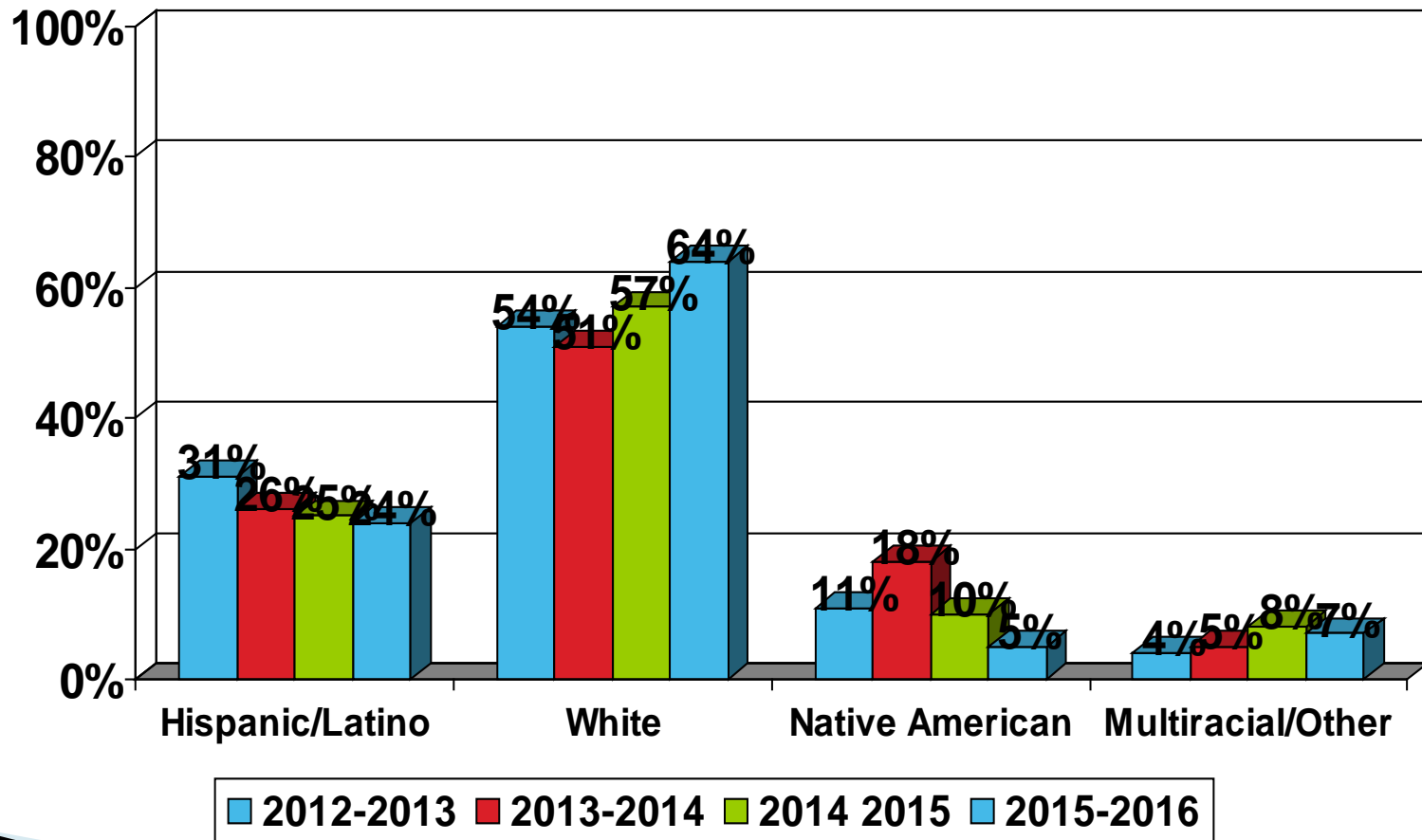
Note: This represents 55% of the total served where ethnicity was documented; 45% were of unknown/other ethnicity.

Ethnicity of Children 0-5 and Parents Served: 2015-16



Source: CA Department of Finance, 2013

Ethnicity of Children 0-5 and Parents Served: 2015-2016



Child Care & Early Childhood Education

- ▶ Children improve their readiness for school.
- ▶ Providers receive child development and leadership training.




Child Care & Early Childhood Education

In 2015-2016, 9% of total children age 0-5, 14% of parents, and 33% of total providers served through these programs.

- 33% of total program funding

➤ Funded Programs

- LCOE AmeriCorps
- CARES/Steps to Leadership (S2L)
- NCO/RCCC Health & Safety Training



LCOE AmeriCorps



- **10 AmeriCorps members completed the program (83% retention rate), assisting at 8 preschool sites, providing Second Step Conflict Resolution and Oral Health education lessons.**
 - Second Step works to support children's development in self-regulation and their ability to manage their emotions
- **Contributes to employment development:** 18 members who completed their service since 2011 have remained in the county and been employed in jobs related to child development or family strengthening
- **Supports children's social emotional development:** Based on the Walker Assessment, 97% of preschoolers (age 3-5) increased in their ability to interact positively with their peers and manage conflict.

NCO/RCCC Health & Safety

- **Provided health & safety training for unlicensed child care providers & parents**
 - 20 individuals participated in the trainings; 15 from Clearlake and 5 from Lakeport area.
 - Training covered second-hand smoke, child-proofing, child development and impact of trauma, among other topics.
 - R&R staff were able to make contact license-exempt providers to provide resources and information, technical assistance, and offer additional future training opportunities.

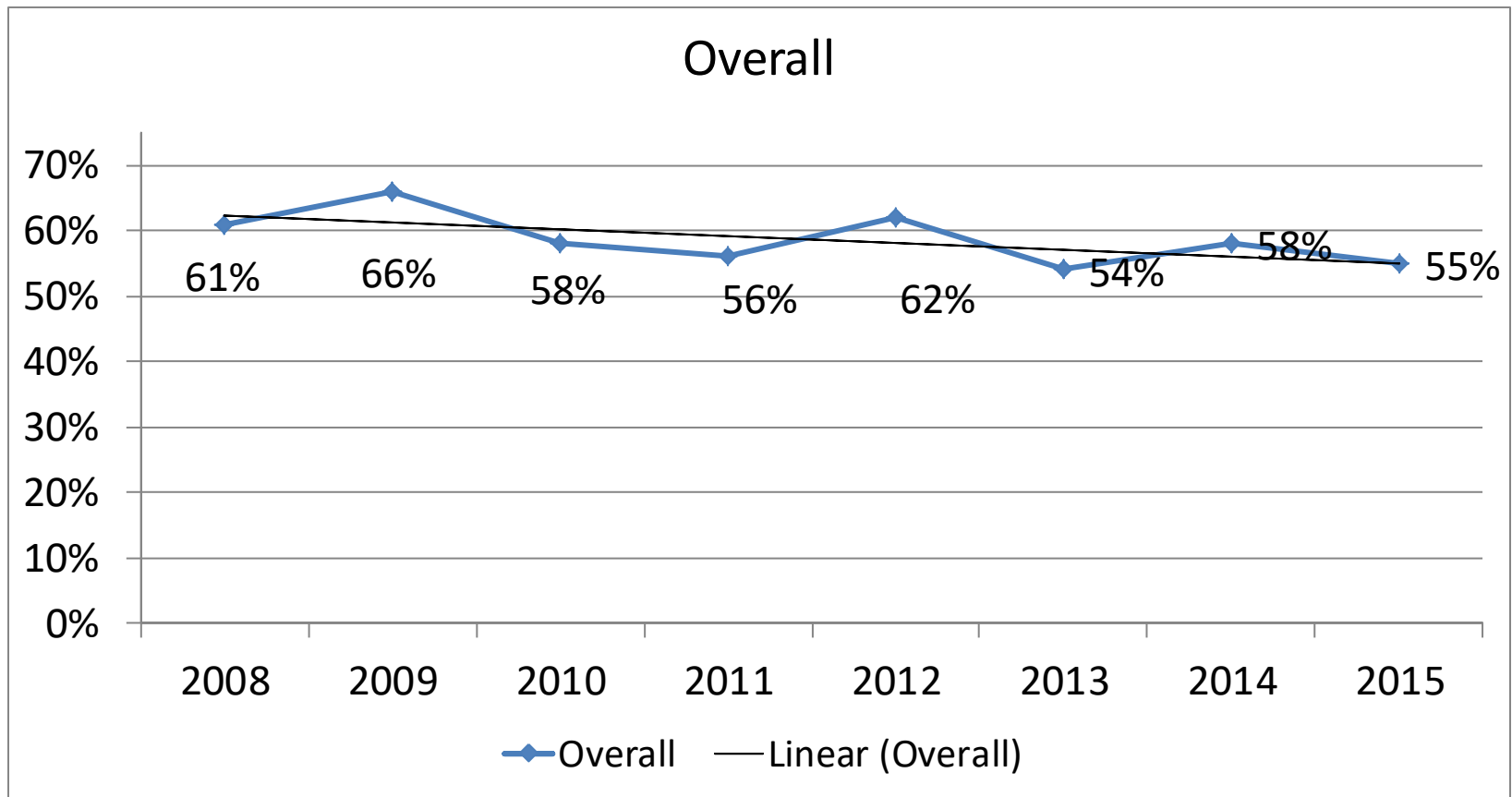


CARES/Steps to Leadership

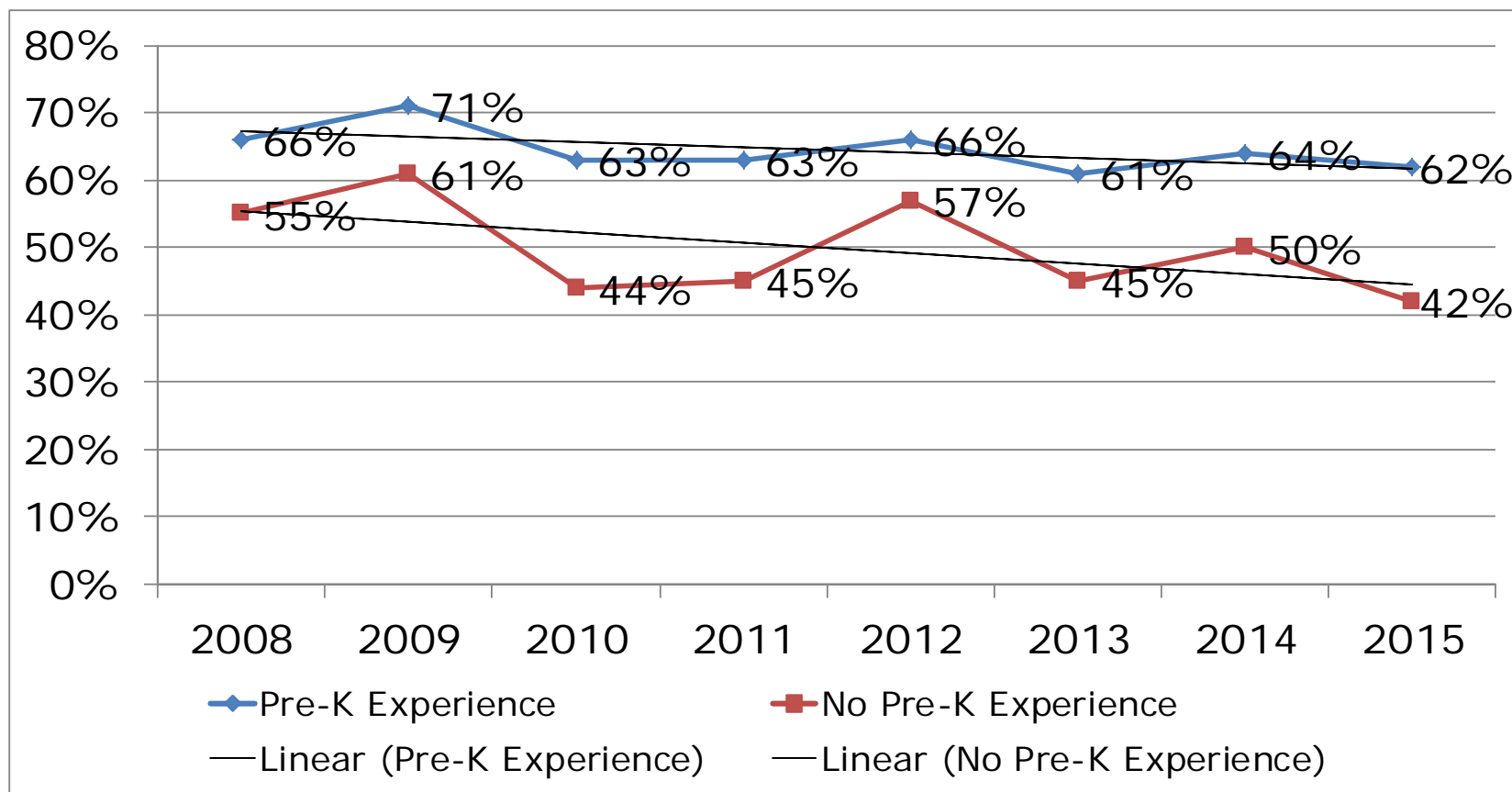
- **39 providers and 6 Advisors participated**
- **Professional Growth:** Total of 779 hours of professional growth hours were completed.
 - 5 participants completed **My Teaching Partner** coaching program that helps teachers on engaging and educating young children
- **CLASS training**
 - All providers received CLASS training to improve teacher-child learning relationships.
- **Academic Advancement**
 - 31% of participants (12 out of 39) earned a total of 114 academic units
 - 4 participants increased their state child development permit level



Percent of K-Children “Ready for School” Overall: KEDP 2008–2015



Percent of Entering K-Children “Ready for School” By Pre-K Experience



Parent Education & Support

- ▶ Parents learn about positive parenting and are more confident in their role as a parent and their ability to support their child's development and growth.



Parent Education & Support

In 2015-2016, 68% of total parents, 50% of total children age 0-5, and 19% of total providers served through these funded programs.

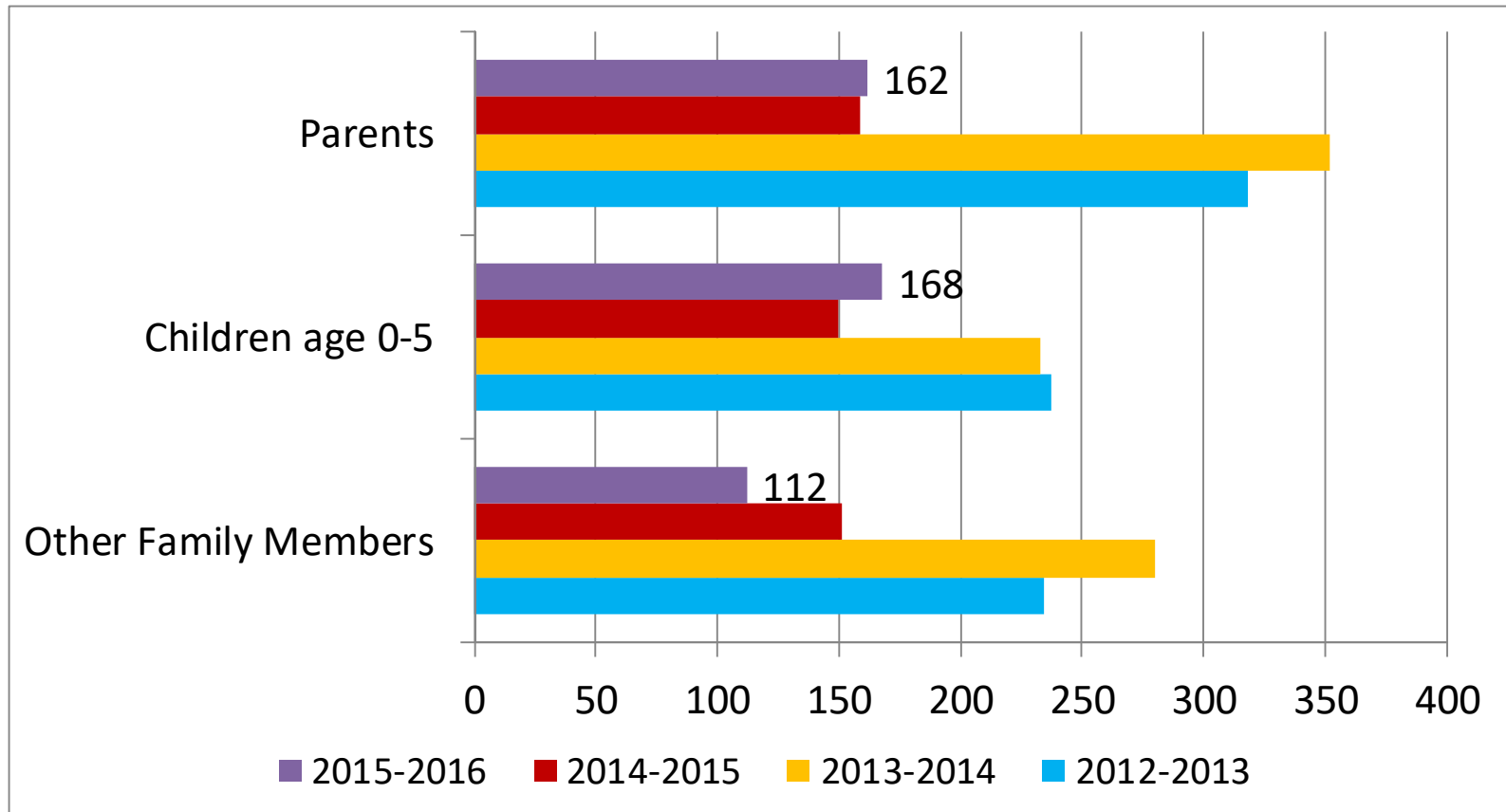
- 39% of total program funding

➤ Funded Programs

- LCOE Nurturing Families
- LCOE Hero Project
- LCOE Imagination Library
- LCPH Comprehensive HV
- Mother-Wise
- 2 transportation mini-grants

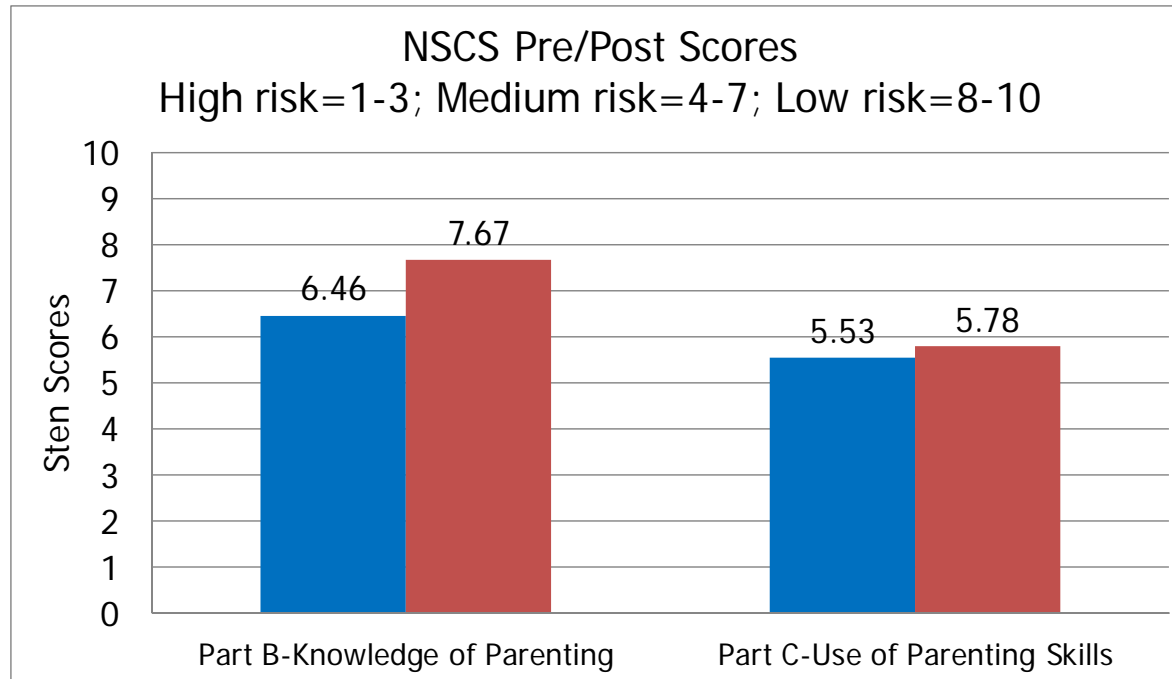


LCOE Nurturing Parenting: 2015-2016



LCOE Nurturing Families: NSCS Scoring by Construct

In post-surveys, 100% of parents scored in range of Medium to Low Risk (Sten Scores 4-7 or 8-10) for Part B and 78% scored in this range for Part C self-reported use of parenting skills



LCOE Hero Project: 2015–2016

- 552 parents and 689 children age 0-5 participated in activities
- 10 program themes with content & curriculum to increase parent knowledge
- Online resources, community-based events, & monthly challenges for families to encourage short-term healthy behavior change



LCOE Hero Project: 2015–2016

Examples of Monthly Challenges


Months & Names of Challenges	# of Families Accepting Challenge	Completion Rate
November/ December 2015 <i>Resilience & Eat Together</i>	66 families	56%
March/April 2016 <i>Be Social & Unplug</i>	69 families	42%

LCOE Imagination Library: 2015-2016

- Focus on building family literacy and children's interest in reading
- 1,033 books delivered to Lake County residents with children age 0-5 (June 2016), and utilized in preschool classrooms throughout the year
- Coordinated with LCOE Literary Task Force and partnering with AmeriCorps



LCPH Comprehensive Home Visiting: 2015-2016

- Offered intensive, nursing case management support to parents of children with serious medical conditions
 - Intended to expand the current CCS Nurse Case Management position to include a Home Visiting Nurse position for families of children age 0-5
 - 49 referrals received by the program; 17 cases opened by the program nursing staff.
 - Program was discontinued in Spring 2016 due to PHN staffing issues
- 

Mother-Wise: 2015-2016

- Provides support and access to mental health and other needed services for mothers experiencing perinatal mood and anxiety disorders (PMAD)
- Received main funding through LCBH
- 437 Mothers and 30 Fathers participated in services
- Partners with RCS NEST, LFRC, Public Health, WIC, ESBA, and others



Health & Wellness

- Children maintain effective oral health practices.
- Parents learn about their child's development and receive referrals to early intervention services as needed.



Health & Wellness

In 2015-2016, 41% of Children Age 0-5, 18% of Total Parents, and 48% of total providers were served through these funded programs.

- 28% of total program funding
- Funded Programs
 - LCOE Oral Health
 - Easter Seals of Bay Area
 - LCPH Snuggle Nest (mini-grant)

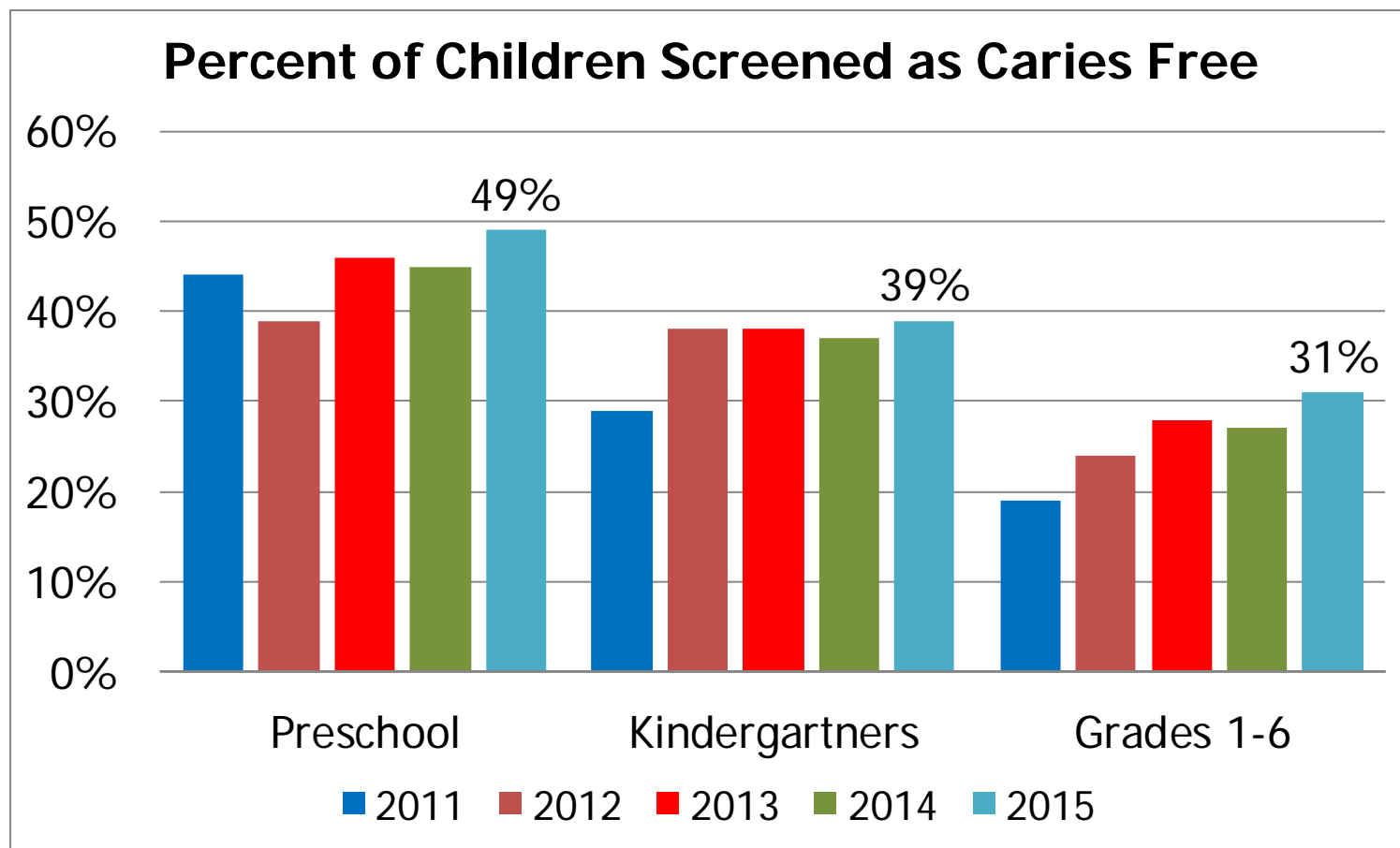


LCOE Oral Health Program: 2015–2016

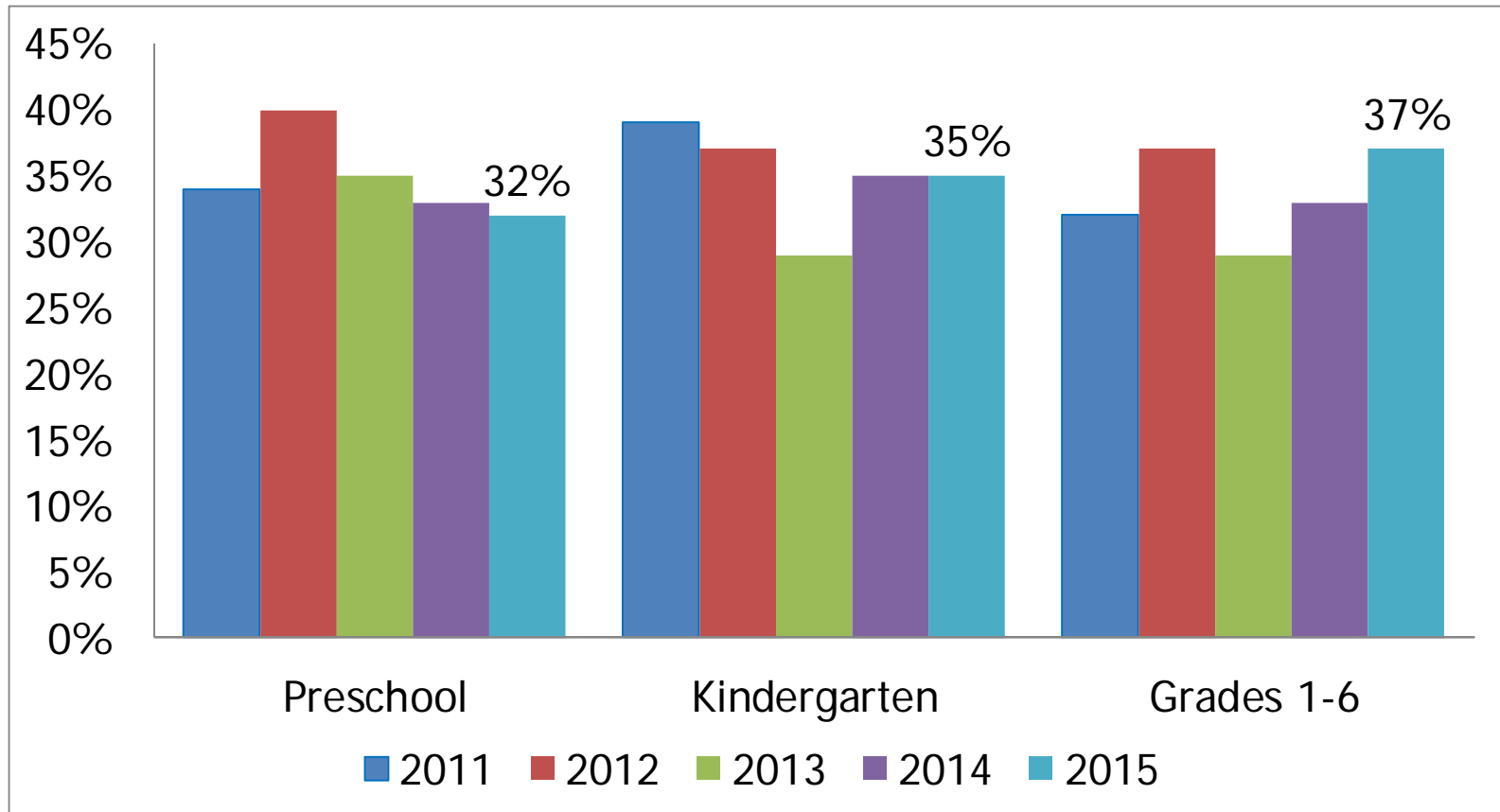


- 231 preschool children age 0-5 and 575 kindergarteners received dental screening at preschool/school site
- 42% of children age 0-5 screened were caries free (improved from 2014-2015)
- Coordinated with 10 preschools and 9 elementary schools (kindergarten age)

LCOE Oral Health Program



Percent of Children Screened with Untreated Dental Decay



Note: ~40% of children entering kindergarten (based on KEDP) did not attend preschool

Easter Seals: 2015–2016



- **Increase early identification of children with special needs**
 - Distributed and scored **ASQ and ASQ:SE**
 - Utilized **Clearlake and Lakeport Early Learning Centers** to interact with, coach and support 291 parents interaction with their children age 0-5
 - Provided **short-term parental support**, with possible rescreening later, and/or **referrals** to further developmental services for total of 33 children (43% of ASQ's completed)


Easter Seals: 2015–2016

- **Increase caregivers' knowledge of children's development**
 - Provided developmental consultation in-person and via toll-free **HealthLine**
 - Handled over 230 HealthLine calls from child care providers, parents, pediatricians, and other caregivers and service providers
 - 67% repeat and 33% new callers
 - Other **Child Find** activities included requests for developmental consultation, training, presentations, Infant Massage visits, ASQ/ASQ:SE training, and technical assistance


Systems & Networks: 2015–2016

- **First 5 and its staff participated in a range of activities in support of improving systems of care**
 - Serving on in-county and out-of-county collaboratives, councils, advisory committees, boards, & task forces
 - Managed joint projects with LCPH (Snuggle Nests) and Mother-Wise
 - Continued work as Certified Trainer and facilitator for Nurturing Parenting
 - Acted as spokesperson in community outreach and education efforts on Adverse Childhood Experiences (ACES)

2015-16 Overall

- **Successful strategies** continued to be used by all funded programs to reach diverse communities with unmet child and family needs, and **to build family strengths**.
 - Parents and providers learned about how to **support their children's development**.
 - Child care providers continued to receive **quality child care training** and developed connections to the local ECE network.
 - Training and support provided in a range of professional skills for **evidence-based service delivery** for parents and children.
- 

2015–16 Overall

- Parents learned **positive parenting and resiliency skills** to support the health and well-being of the children and themselves
 - Offered transportation, preschool/school-based services, phone consultation, home visits, flexible scheduling of appointments, and a range of other **outreach strategies to facilitate access to services**
 - Family strengthening service community benefited from the **planning, coordination and support** role played by First 5 Lake.
- 

First 5 Lake



2015–16 Evaluation Status Report

*Questions/
Comments?*

Ferron & Associates
October 26, 2016

